


HOW MANY KIDS AT QUEEN OF PEACE CATHOLIC SCHOOL ARE VACCINATED?*



Number of children at the school** : **108**

Percent of children with no immunization or exemption record: **0%**

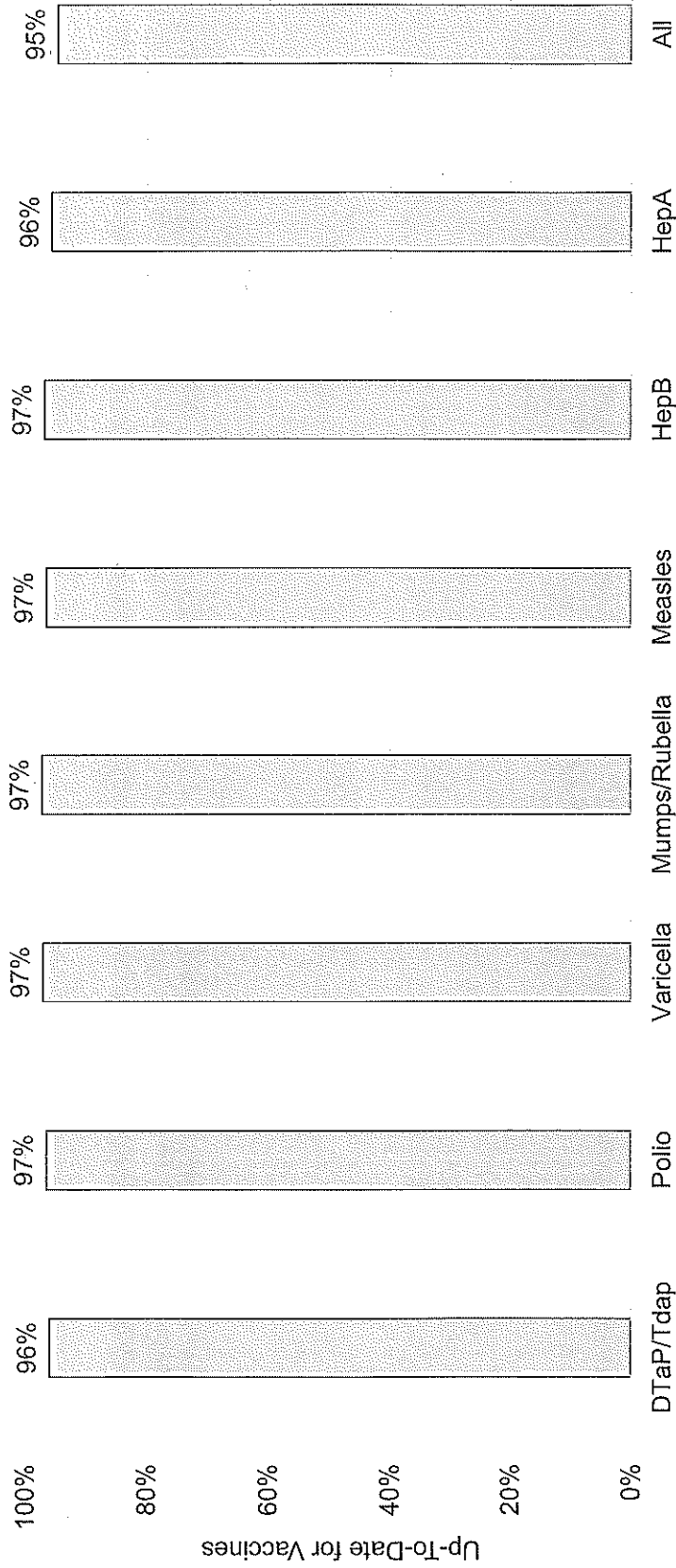
Percent of children with a medical exemption for one or more vaccine(s): **0%**

* Not all immunizations are required for all grades. These numbers may not total 100% if some children have medical exemptions, or are incomplete or in process with immunizations but do not need an exemption because they are on schedule.

There is/are also **0 child(ren) enrolled for whom immunizations are not required to be reported because their records are tracked by another site or they attend fewer than 5 days per year.

†Blanks indicate this vaccine was not required in the grades at this school, or this vaccine was required for fewer than 10 children.

How many school-age kids* are up-to-date on vaccines in your county?



Marion County

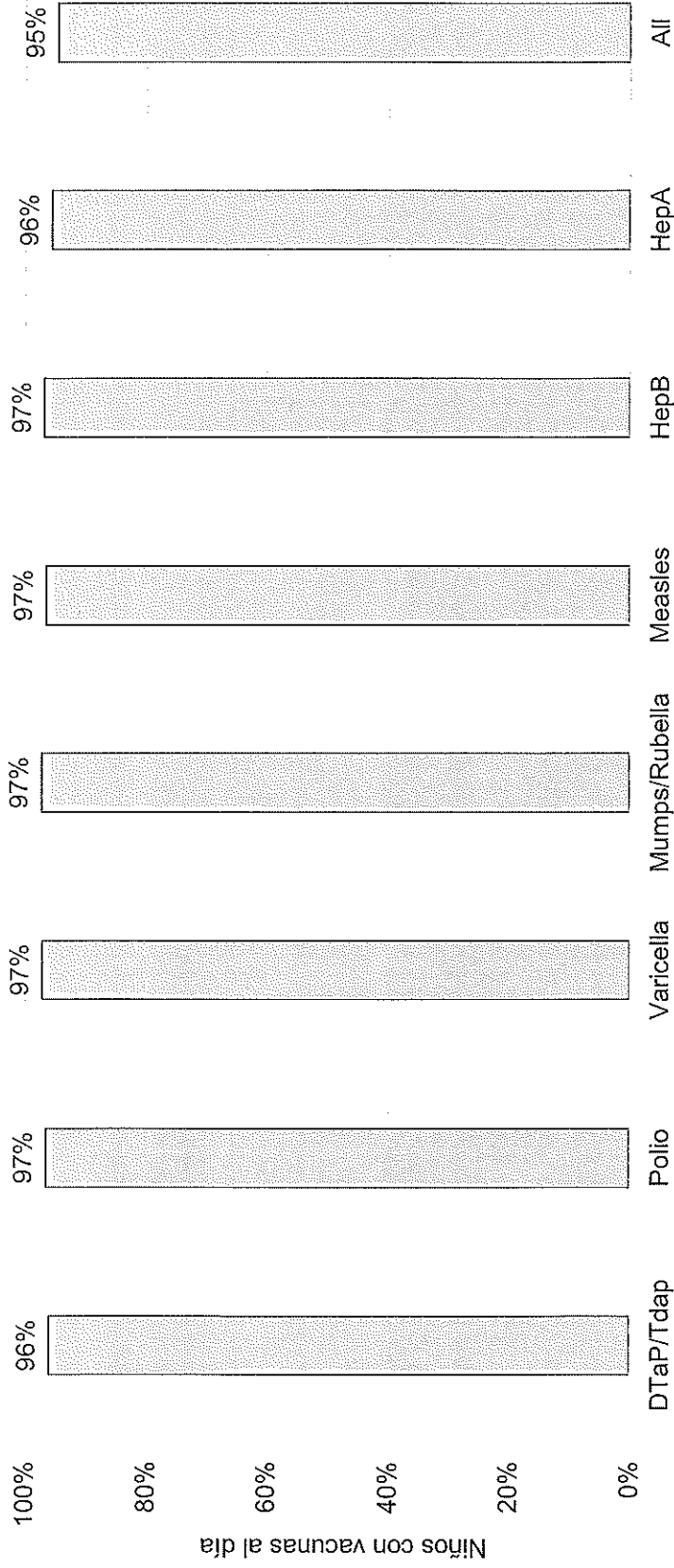
*Kindergarten through 12th grade

Assessment date: 03/04/2019

Data source: Immunization Primary Review Summary Reports



¿Cuántos niños en edad escolar* están al día con las vacunas en su condado?



□ Marion County

* Jardín de infancia hasta el grado 12

Fecha de evaluación: 04/03/2019

Fuente de datos: Informes de Resumen de Inmunización Primaria

