


Grade Pre-K

How many kids at Queen of Peace Catholic School are vaccinated?*

MARCH 2018



	DTaP	Polio	Varicella	MMR	HepB	HepA	Hib
■ % Nonmedical Exemptions	0%	0%	0%	0%	0%	0%	0%
■ % Vaccinated	100%	100%	100%	100%	100%	100%	100%

Number of children at the school**: **18**

Percent of children with no immunization or exemption record: **0%**

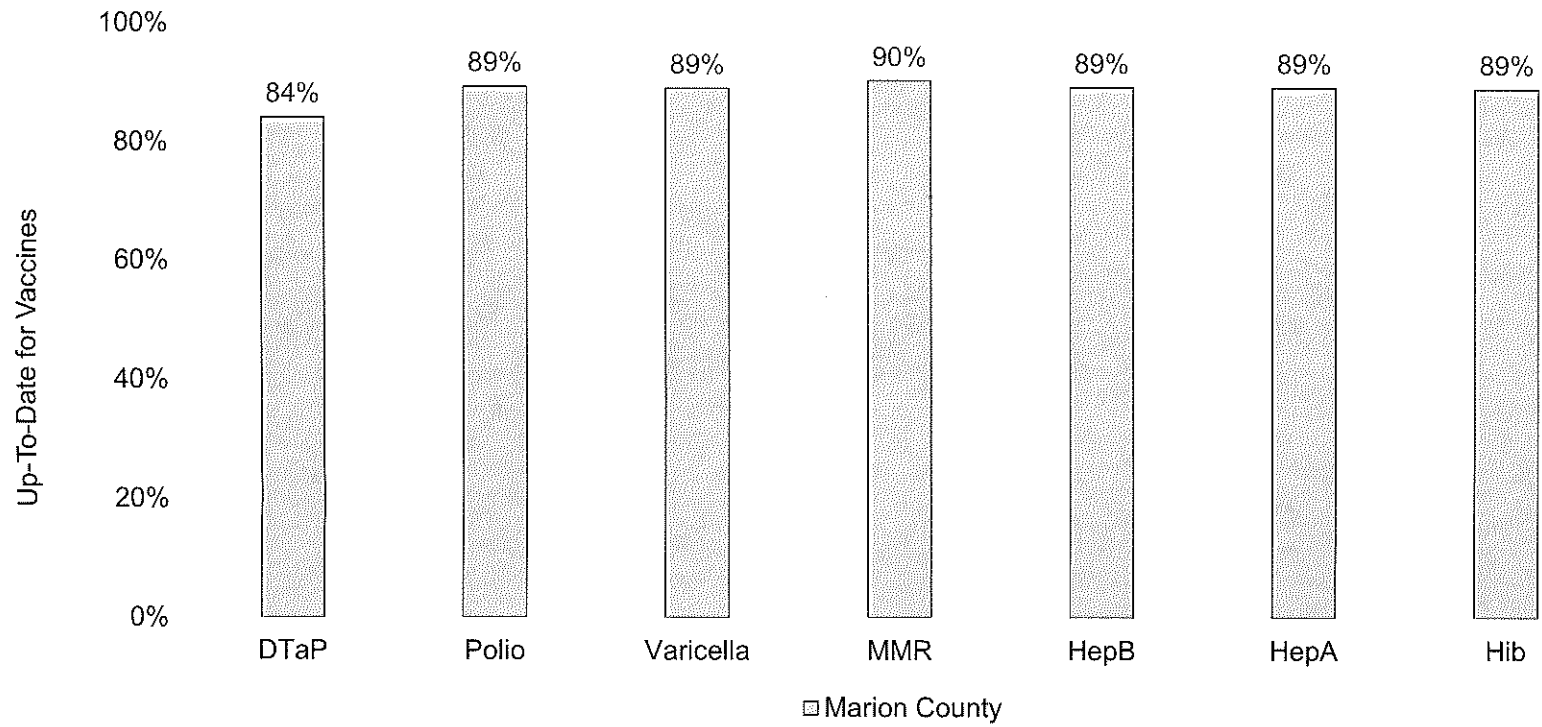
Percent of children with a medical exemption for one or more vaccine(s): **0%**

* Not all immunizations are required for all grades. These numbers may not total 100% if some children have medical exemptions, or are incomplete or in process with immunizations but do not need an exemption because they are on schedule.

There is/are also **0 child(ren) enrolled for whom immunizations are not required to be reported because their records are tracked by another site or they attend fewer than 5 days per year.

There is/are also **0 child(ren) 18 months of age or younger who are not required to be finished with their pre-school vaccines because of their age.

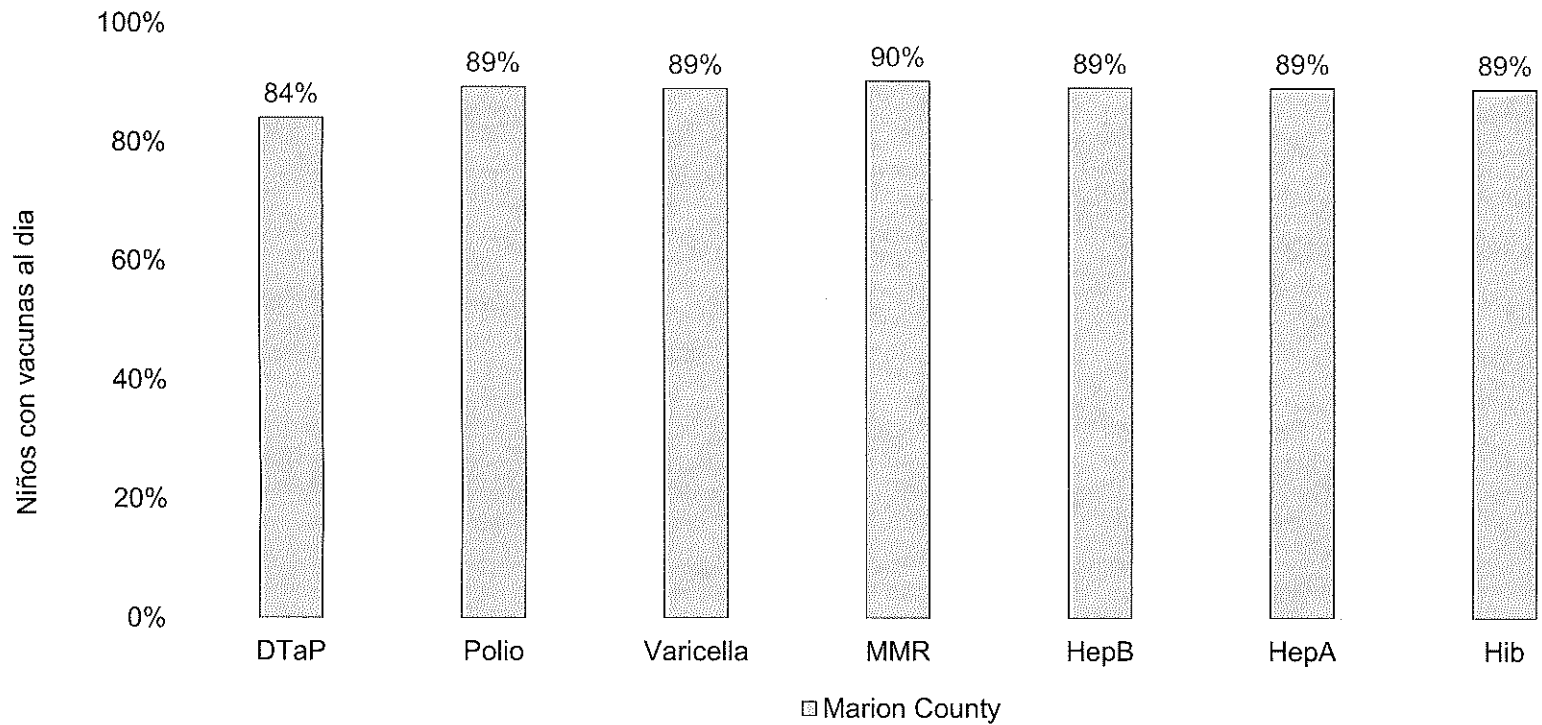
How many kids younger than school-age* are up-to-date on vaccines in your county?



*Children age 19 months as of 01/17/2018 through 5 years as of 09/01/2017
Assessment date: 03/05/2018
Data source: Oregon Alert IIS



Cuántos niños menores de edad escolar* están al día con vacunas en su condado?



*Niños de 19 meses de edad en 07/01/2018 hasta 5 años de edad efectivo
Fecha de evaluación: 05/03/2018
Fuente de datos: Oregon Alert IIS

