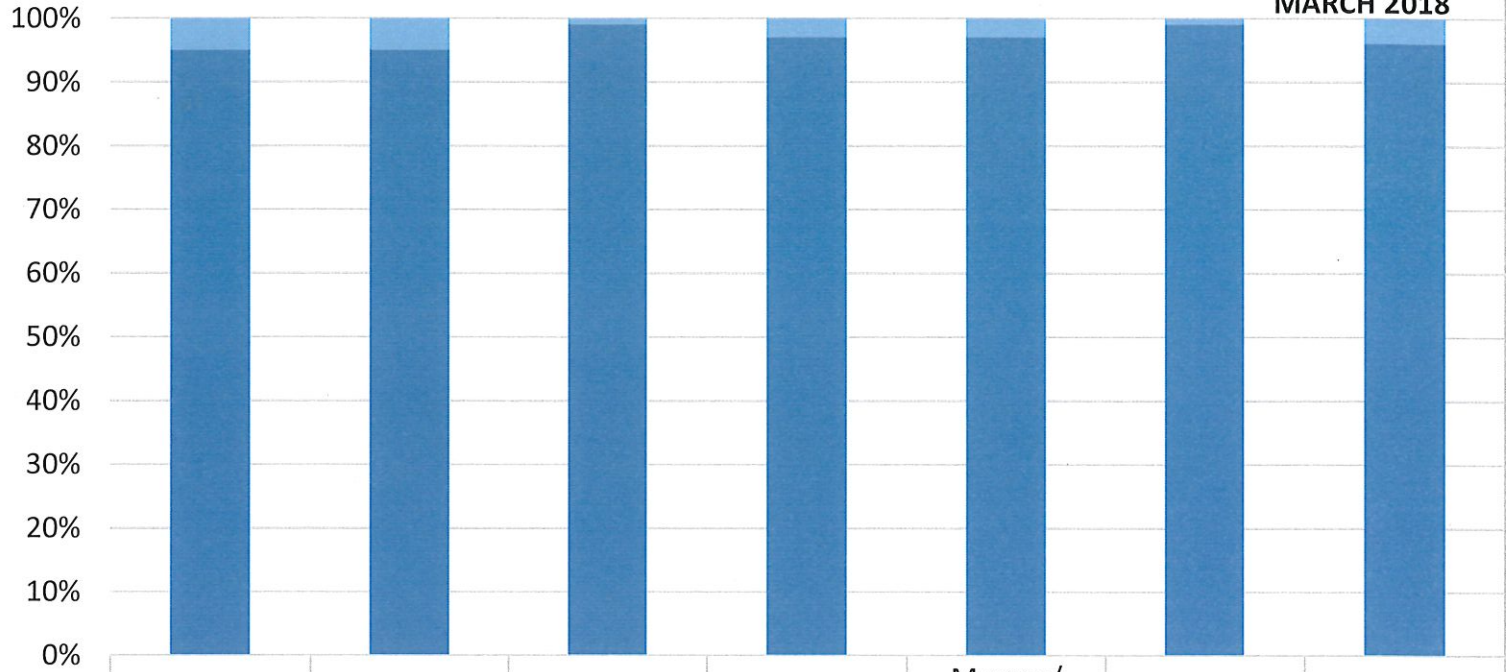


How many kids at Queen of Peace Catholic School are vaccinated?\*

MARCH 2018



■ % Nonmedical Exemptions	5%	5%	1%	3%	3%	1%	4%
■ % Vaccinated	95%	95%	99%	97%	97%	99%	96%

Number of children at the school\*\*: **110**

Percent of children with no immunization or exemption record: **0%**

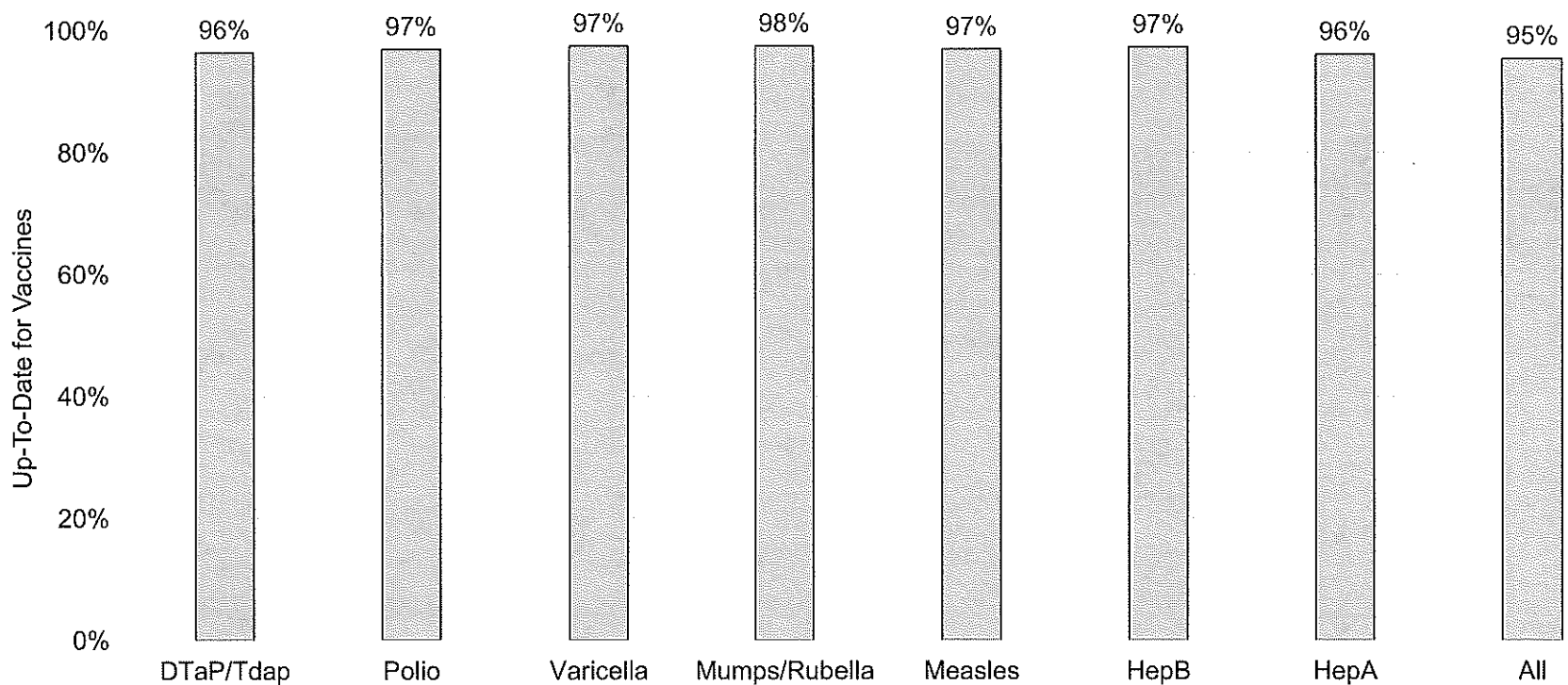
Percent of children with a medical exemption for one or more vaccine(s): **0%**

\* Not all immunizations are required for all grades. These numbers may not total 100% if some children have medical exemptions, or are incomplete or in process with immunizations but do not need an exemption because they are on schedule.

\*\*There is/are also **0** child(ren) enrolled for whom immunizations are not required to be reported because their records are tracked by another site or they attend fewer than 5 days per year.

†Blanks indicate this vaccine was not required in the grades at this school, or this vaccine was required for fewer than 10 children.

### How many school-age kids\* are up-to-date on vaccines in your county?



\*Kindergarten through 12th grade

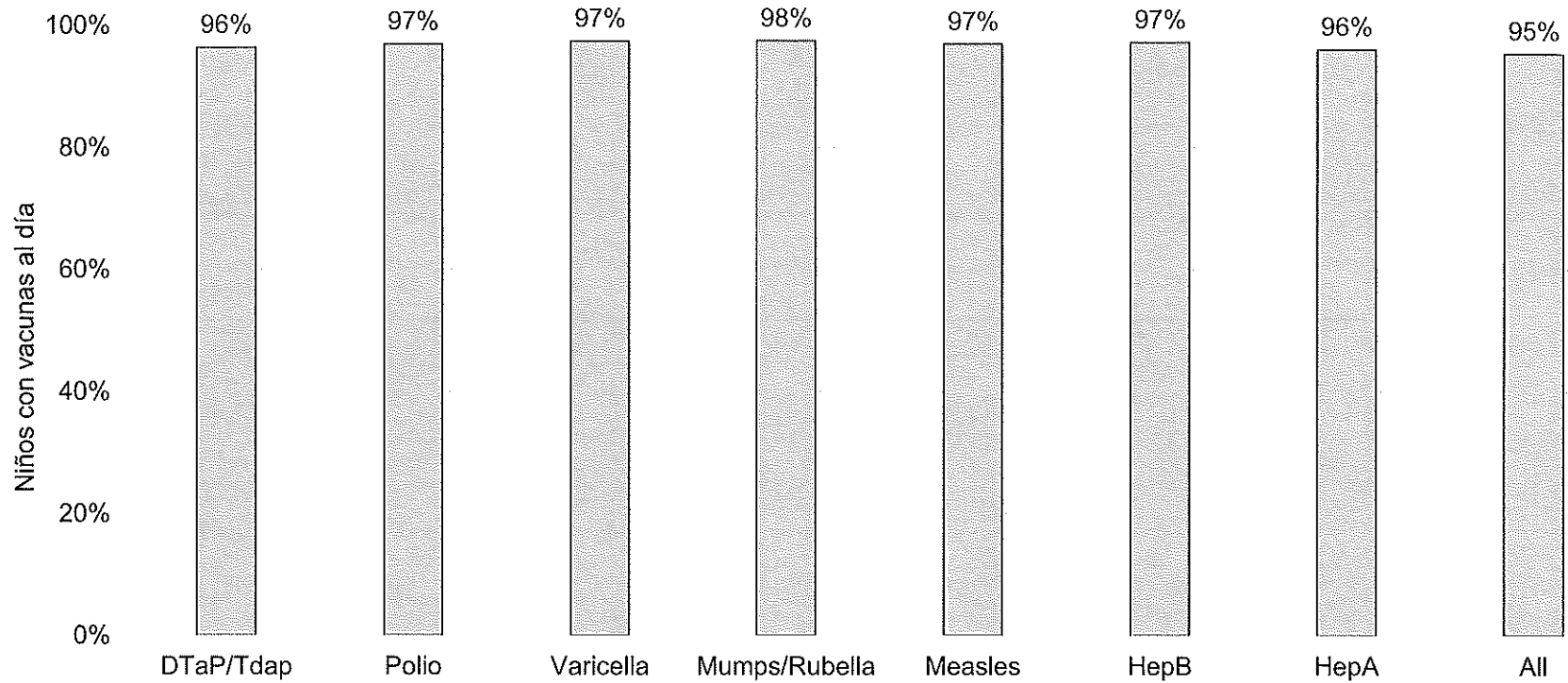
Assessment date: 03/05/2018

Data source: Immunization Primary Review Summary Reports

□ Marion County



¿Cuántos niños en edad escolar\* están al día con las vacunas en su condado?



\* Jardín de infancia hasta el grado 12

Fecha de evaluación: 05/03/2018

Fuente de datos: Informes de Resumen de Inmunización Primaria

□ Marion County

