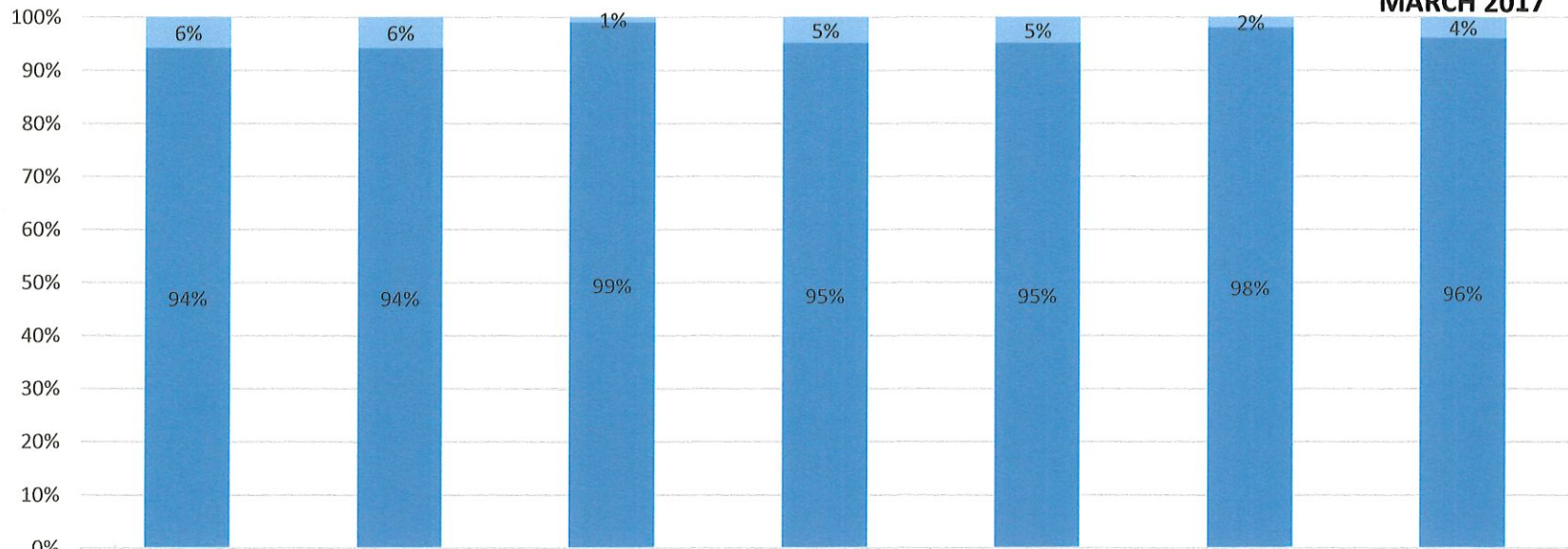


### How many kids at Queen of Peace School K-5th are vaccinated?\*

**MARCH 2017**



	DTaP/Tdap	Polio	Varicella	Measles	Mumps/Rubella	HepB	HepA†
% Nonmedical Exemptions	6%	6%	1%	5%	5%	2%	4%
% Vaccinated	94%	94%	99%	95%	95%	98%	96%

Number of children at the school \*\*: 102

Percent of children with no immunization or exemption record: **0%**

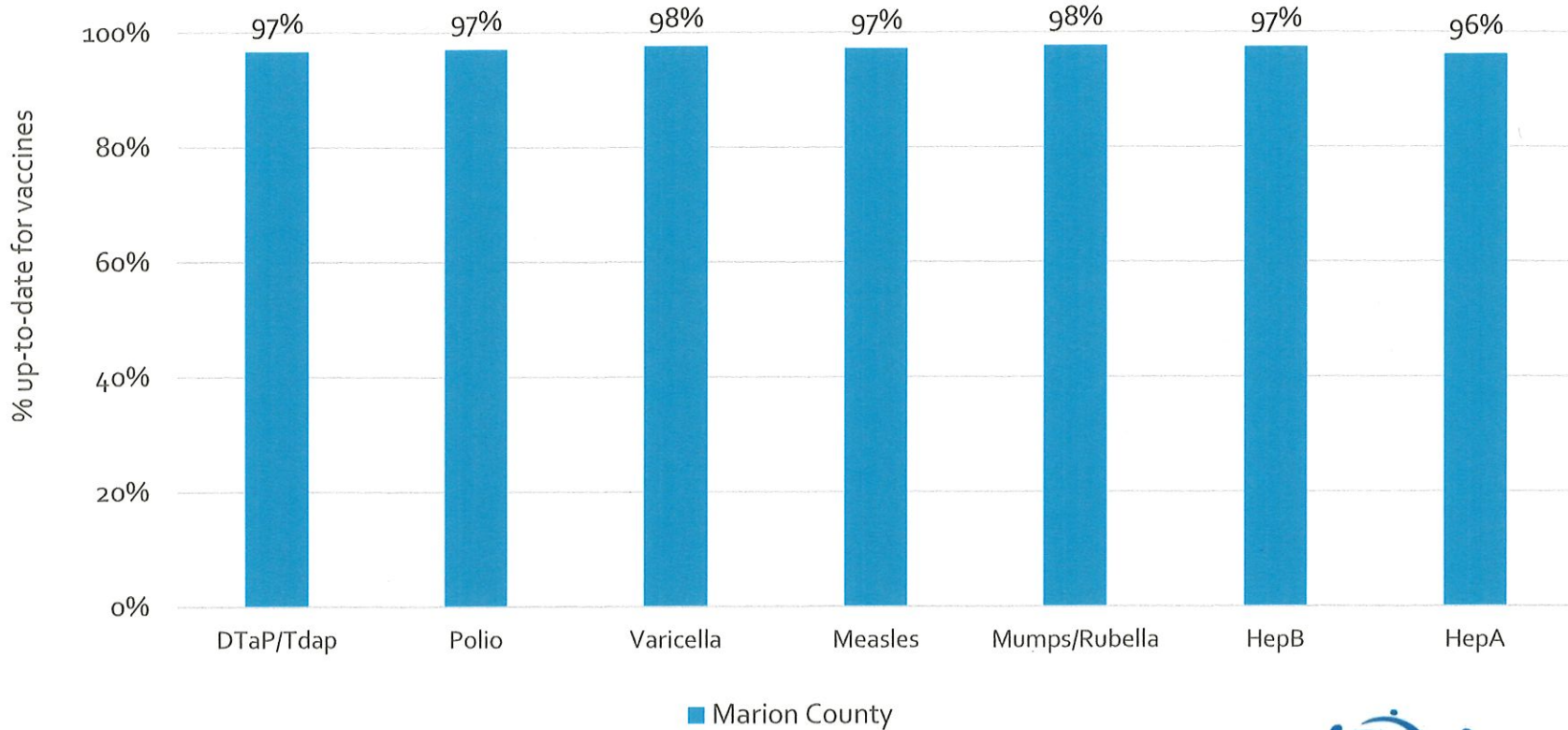
Percent of children with a medical exemption for one or more vaccine(s): **0%**

\* Not all immunizations are required for all grades. These numbers may not total 100% if some children have medical exemptions, or are incomplete or in process with immunizations but do not need an exemption because they are on schedule.

\*\*There is/are also **0** child(ren) enrolled for whom immunizations are not required to be reported because their records are tracked by another site or they attend fewer than 5 days per year.

†Blanks indicate this vaccine was not required in the grades at this school, or this vaccine was required for fewer than 10 children.

How many school-age kids\* are up-to-date in your county?



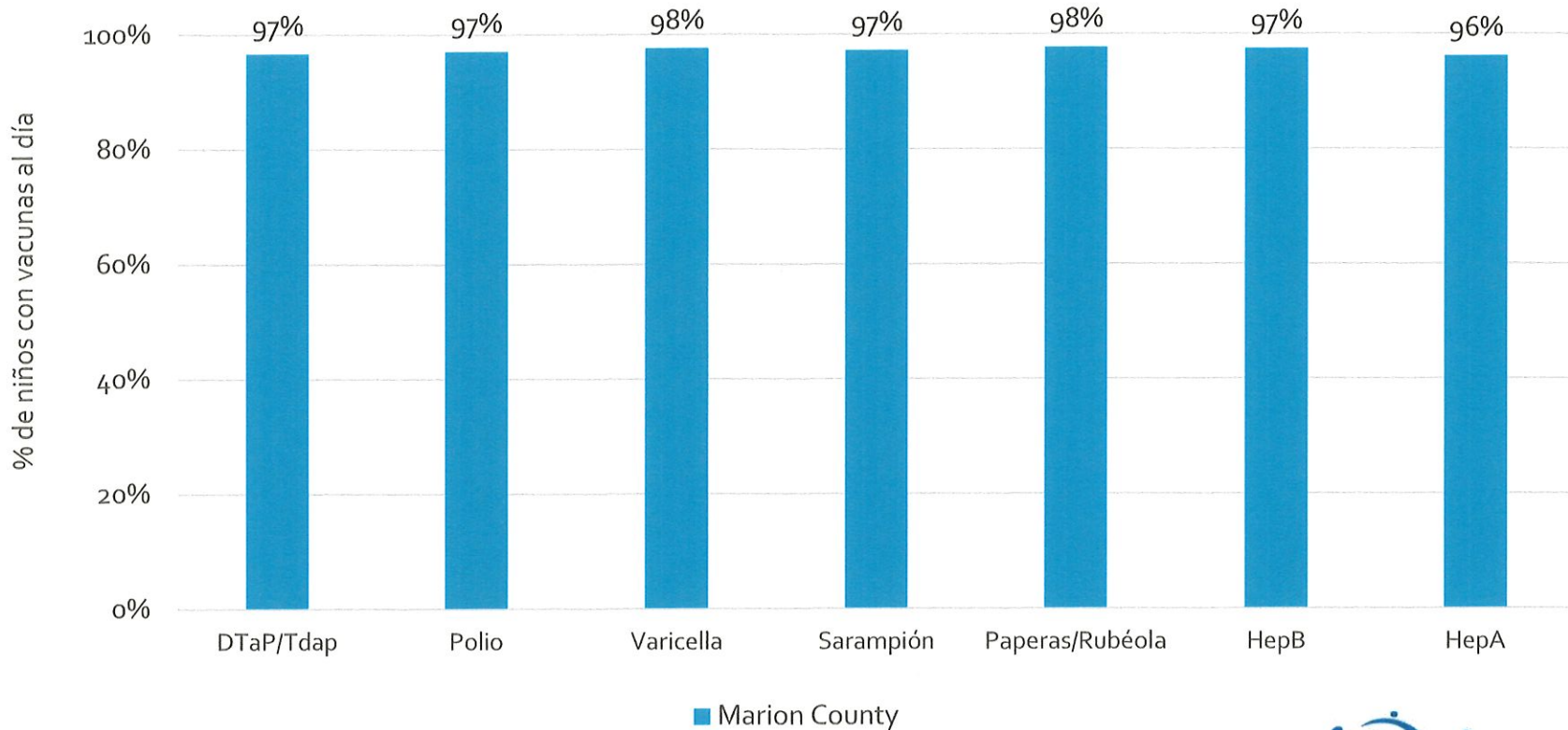
\* Kindergarten through 12th grade

Assessment date: 02/27/2017

Data source: Immunization Primary Review Summary Reports



¿Cuántos niños menores de edad escolar\*  
están al día con las vacunas en su condado?



\*Jardín de infancia hasta el grado 12

Fecha de evaluación: 27/Feb/2017

Fuente de datos: Informes de Resumen de Inmunización Primaria

